



# BMW R1250GS Adventure Auxiliary Lights Mount Installation Instructions Model: CDJ082C





Note: The part inside the green circle is installed toward the motorcycle head.

- Notes:**
1. Please read the installation instructions before installation.
  2. When installing each component, do not tighten the fixing screws immediately. After all components are installed, apply a suitable amount of thread locker to each screw, and then tighten all screws. Pay attention to the torque requirements for each screw (refer to the accessory table above).
  3. Regularly check the fixing screws of each part.

# BMW R1250GS ADV 辅助灯支架安装说明书

## 型号：CDJ082C



### 注意事项：

- 1、安装前请仔细阅读安装说明。
- 2、每个部件依次安装时先不要拧紧固定螺丝，各部件安装完毕后适量涂上螺丝胶再将全部螺丝拧紧，注意每个螺丝的扭力要求（详见配件表）。
- 3、定期检查各部件固定螺丝。